

ATTENTION





The use of Riellens Analogues is for specific use by qualified professionals, with specific training in prosthetics, implantology, including diagnosis, planning and surgical protocol. They are indicated for surgical and laboratory use. Analogues supplied by Riellens are available under **non-sterile conditions**. Never use Riellens analogues without performing the sterilization process.

1 - Intentions of use

Riellens analogues have the function of reproducing the structure of the implant in order to help in the manufacture of the prosthesis or in the prosthetic planning in the cast.

2 - Indication of Use

The indication of the use of Transfer is guided according to the following table:

TABLE OF RIELLENS ANALOGUES			
IMAGE	CONNECTION	DIAMETER	INDICATION FOR USE
	HE	NP RP WP	Used as a replica, being a faithful copy of the platform and the internal threads of the implant, it is fixed to the plaster model for the construction of the prosthesis that will be used on the patient
	HI	Ø 3.3 Ø 3.4 Ø 3.75 Ø 3.8 Ø4.1 Ø5.0	
	TI	Ø 3.5 / 4.0 Ø 4.5 / 5.0 NP RP WP	
	CM	Ø 2.9 Ø 3.0 Ø 3.3 Ø 3.8 Ø 4.5 NP;NC;NN RP;RC;RN WP;WC;WN	

Legend: HE: Outer Hexagon; HI: Inner hexagon; CM: Cono Morse; TI: Inner Triangle

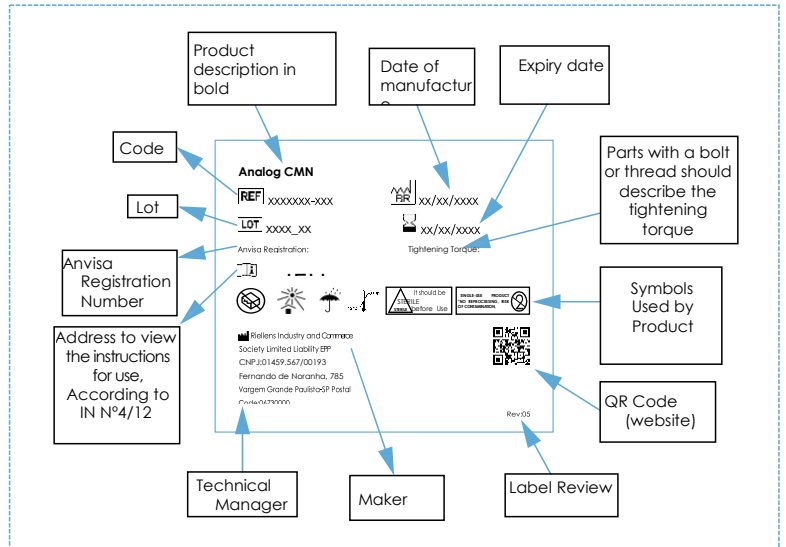


3- Specifications and technical characteristics

Analogues are manufactured in Titanium or Stainless Steel according to ASTM F136, ISO 5832-3 (Standard Specification for Forged Titanium-6Aluminum-4Vanadium) and ISO 5832-1 (Standard Specification for Surgical Implants – Forged Stainless Steel Metal Materials), are cylindrical in shape, are single-use and are supplied non-sterile.

4- Presentation: Packaging

BE CAREFUL WHEN OPENING THE PACKAGE, AVOIDING DROPS, DEFORMATIONS AND ACCUMULATION OF DIRT THAT INTERFERES WITH THE FINAL APPLICATION OF THE PRODUCT.

Riellens analogues are individually packaged in blister packs ensuring integrity and cleanliness on the product label until the product is used, information such as: description, dimension, date of manufacture and batch are available on the product label.



5- Manipulation

Once the mold is obtained, the analog must be screwed into the respective molding transfer. To tighten the bolt, use a manual torque with a digital wrench. After pouring the plaster over the mold, covering all the analogue, move on to the plaster setting phase, remove (separate) the mold from the plaster, thus obtaining the model. The analogue exactly reproduces the position of the molded prosthetic implant or intermediate, serving as the basis for the prosthetic crown.

6- Contraindications

Because it is a material used in a prosthetic laboratory, Riellens analogues do not pose any risk of complication to the patient.

7-Cleaning the components

Riellens offers all of its disinfected analogues. The used analog component that must be returned to the after-sales service, must be sent after cleaning without leaving any residue of the molding.

8- Precautions and Warnings

- Consider whether the diameter is compatible with the prosthetic component.
- After casting, adaptation to analogues should always be evaluated before cementing the crown.
- Maintain the integrity of the platform and the internal thread of the analogue.
- Avoid excessive torque on the bolts Prosthetic.

ATTENTION

Dental product intended for use by qualified professionals. It is supplied NOT STERILE, never reuse Riellens analogues, risk of infection with infectious agents.

9-Storage conditions

Always store in the original container, do not expose to direct sunlight and store at a temperature of 15°C -35°C.

10- Product Disposal

To dispose of analogues used or considered unsuitable, the legal procedures in force for the disposal of the products must be followed and they must be decharacterized, and may be cut, bent or filed.













11- Shelf life and batch

Date of manufacture, expiry date and batch, see packaging. This product should be discarded if it loses its functionality.

12 - NOTICE INSTRUCTIONS FOR USE

These INSTRUCTIONS FOR USE are available in non-printed (electronic) format, via the e-mail address of the manufacturer www.riellens.com.br. The INSTRUCTIONS FOR USE are indexed on the website through the respective TRADE NAME of the product, as indicated on the label of the purchased product. If it is of interest to the professional, the INSTRUCTIONS FOR USE can be provided in printed format, at no additional cost. The request must be made with the manufacturer's Customer Service (SAC).

13-Symbologies

 REF	Número no catálogo Catalogue number Número de catálogo	 BR	Date of manufacture Fecha de fabricación		Manter Keep dry Mantener seco		Consulte as instruções de uso Consult instructions for use/ Consulte las instrucciones de
 LOT	Código de Batch code Código de		Válido até Use by Fecha de caducidad		Manter ao abrigo do sol Keep out of the sun Mantener fuera del sol		Cuidado Caution Cuidado
	Fabricado por Manufacturer Fabricante		Não utilizar se a embalagem Do not use if package is No utilizar si el envase está		Não reutilize Do not reuse No lo reutilice		15°C 35°C Limite superior de temperatura Upper limit of temperature Limite superior de temperatura



 **RIELLEN'S INDUSTRIA E COMÉRCIO LTDA EPP.**
Rua: Fernando de Noronha, 785 - Jardim Margarida
CEP: 06730-000 - Vargem Grande Paulista/SP - Brasil
CNPJ: 01.459.567 / 0001-93 AUTORIZ/MS: 8.05237.8
SAC / Consumer Attendance Service:
55 11 4158 – 9218 / 55 11 4158-5018
e-mail: sac@riellens.com.br www.riellens.com.br

Resp. Técnica / Technical Responsible / Resp. Técnica:
Bruna Fernanda Marcelino Silva Queiroz
CRFSP nº / Professional ID.: 100327
ANVISA Registration No. / ANVISA Registration nº.: Isento